


Exchange Visitor Handbook

Visiting Scholars and Interns

Office of International Affairs



Dear Visiting Scholar,

Welcome to Southern Illinois University Edwardsville (SIUE)! We are excited to meet you on campus soon. SIUE is committed to globalizing its campus and recognizes the strategic advantage of supporting international collaborations between faculty and staff at SIUE and scholars around the globe. SIUE believes in the importance of better understanding and improved communications between people of the United States and other nations of the world through educational and cultural exchange.

The Exchange Visitor (J-1 Visa) Program was established by the U.S. government to facilitate the visit of international students and scholars to the U.S. and is managed by the Department of State. The objective of the program is to increase mutual understanding between the people of the U.S. and people of other countries through educational and cultural exchanges. The Exchange Visitor (known as Visiting Scholar or Scholar in this handbook) conducts research, teaches or receives training. Universities, research institutes and organizations can be recognized by the U.S. Department of State as Exchange Visitor Program Sponsors.

The SIUE Office of International Affairs is responsible for administration of the Exchange Visitor Program. This handbook provides important information about your immigration status and practical information for adjusting to life in the U.S., specifically, Edwardsville, Illinois. We look forward to welcoming you to campus soon and working with you to further your professional goals and your intercultural understanding.

Sincerely,

Amy Nusser

Responsible Officer (RO) for J Exchange Visitor Program

anusser@siue.edu

Office of International Affairs

Southern Illinois University Edwardsville, Box 1616

Edwardsville, IL 62026

Phone: 001-618-650-3785

For your information, the following staff are Alternate Responsible Officers (AROs) for the University:

Mary Weishaar, PhD

mweisha@siue.edu

001-618-650-3785

Cheryl Haegele

chaegel@siue.edu

001-618-650-5510

Gaby Renteria-Poepsel

grenter@siue.edu

001-618-650-3785



Exchange Scholar Program Guidelines

Visiting scholars are required by law to report to the sponsor within 10 days of arrival. Before your arrival on campus, you will receive an email to schedule an orientation with the University's Responsible Officer (Rachel Webb).

Department of State Requirements While Participating in the Exchange Visitor Program

- Update your international advisor if you move to a new address or change contact information
- Actively participate in your scholar program and meet deadlines given by your host faculty
- Participate in cross-cultural activities

Grounds for Dismissal from the Exchange Visitor Program

- Engaging in unauthorized employment
- Engaging in activities not outlined on your scholar application or DS-2019
- Failing to maintain health insurance coverage
- Violation of any SIUE academic integrity policies or employee conduct guidelines
- Conviction of a criminal offense

Exchange Visitor Scholar Categories

As a scholar at SIUE, you fall into one of the following categories:

1. Short-term Scholars come to SIUE for research, teaching and related academic activity. Maximum length of stay under this category is 6 months.
2. Researchers and Professors come to SIUE for research, teaching and related academic activity for longer than three weeks. Maximum length of stay under this category is 5 years.
3. Interns come to SIUE for an actual internship program and are current students in their home country. Maximum length of stay under this category is 12 months.

BASIC J-1 VISA TERMINOLOGIES

SEVIS (Student and Exchange Visitor Information System)

Federal government database that holds and tracks information on J-1 visiting scholars.

U.S. J-1 Visa

All J-1 visa holders are referred to as exchange visitors. The J-1 visa is an entry permit that is issued by the U.S. Embassy or Consulate abroad for you to enter the U.S. to begin your program. You are required to have a valid visa when you are entering the U.S. from another country. You can stay in the U.S. on an expired J-1 visa as long as you are maintaining your valid J-1 exchange visitor status and have a valid DS-2019.

I-94 Admission Record

The I-94 record, is created by Customs and Border Protection (CBP) and documents your arrival and lawful entry to the U.S. The I-94 will indicate your admission to the U.S. for duration of status, shown as "D/S," which is the period of time that you will be participating in your program (indicated on your DS-2019).

DS-2019 Form: Certificate of Eligibility for Exchange Visitor (J-1) Status

You will receive the DS-2019 form from SIUE after you are invited to the University. It will be mailed to you by your SIUE faculty sponsor, or our office will make arrangements for you to pre-pay for a mailing label. You need to present this form to the U.S. embassy or consulate in your home country to apply for your J-1 Visa. This form contains your program information, including field of research or teaching, start and end date of your program, and other personal information relevant to your J-1 status. **You must have your original DS-2019 at the visa interview and at the U.S. Port of Entry.**

YOUR NEXT STEPS

Now that you have been approved as a visiting scholar at SIUE, you need to apply for a J-1 visa and a J-2 visa for any accompanying dependents.

SEVIS Fee

After receiving the form DS-2019, you must pay a mandatory one-time SEVIS fee and obtain a receipt BEFORE booking your visa appointment at the U.S. Embassy/Consulate. This fee may be **paid online**. The Department of Homeland Security will issue you an official paper receipt (Form I-797) acknowledging the payment of your SEVIS fee.

J-2 dependents are not required to pay the SEVIS fee. Also, if you are a scholar who has transferred to a program at SIUE from another institution and already have a valid SEVIS record, you do not need to repay the SEVIS fee.

Apply for a J-1 Visa at a US Embassy/Consulate

After paying the SEVIS fee, you will need to make an appointment to apply for a J-1 visa. An in-person interview is usually required. You may visit travel.state.gov to learn more about the visa application process and to find a U.S. Embassy or Consulate near you. When making an appointment, you should ask the consulate for a complete list of documents you need.

At minimum, you will need the following documents at your interview:

- Passport (must be valid for at least 6 months beyond DS-2019 program end date)
- Original DS-2019 for you and any dependents
- Official invitation letter from host department
- Receipt for payment of the I-901 SEVIS fee
- Proof of financial support
- DS-160 visa application and fee

Additional requested documents may include evidence of any of the following:

- The purpose of your travel
- Your intent to depart the United States after your travel
- Your ability to pay all travel costs and living expenses

Attend Your Visa Interview

During your visa interview, a consular officer will determine whether you are qualified to receive a visa and which visa category matches your travel purpose. You will need to establish that you meet the requirements under U.S. law to receive a J-1 visa. Ink-free, digital fingerprint scans will be taken as part of your application process. You will be informed by the consular officer if further processing is necessary for your application.

Complete Online Pre-Arrival Orientation

Before your program begins, you will receive a link to complete an online pre-arrival orientation module for scholars. Please complete this orientation as soon as you receive it.

Purchase Health Insurance

Before you arrive on campus, you must purchase health insurance that meets Department of State requirements for yourself and any J-2 dependents. You will receive information regarding health insurance that you may purchase. You must have health insurance coverage for your entire scholar program based on the start and end dates on your DS-2019.

Entering the U.S.

A visa allows a foreign citizen to travel to a U.S. port of entry and request permission to enter the United States. A visa does not guarantee entry into the country. Customs and Border Protection (CBP) officials at the port of entry have authority to permit or deny admission. You can learn more about procedures for entering the U.S. on the [CBP website](https://www.cbp.gov). You are not permitted to enter the U.S. more than 30 days before your program start date.

If you plan to arrive after the start date listed on your DS-2019, you must notify your host department/school and the SIUE Office of International Affairs right away so that an amended DS-2019 can be issued, if necessary.

PROGRAM COSTS

Visiting scholars are not required to pay any expenses directly to SIUE. The following is a list of outside costs that scholars are likely to incur. Specified costs are valid as of August 2018.

- I-901 SEVIS fee: \$180 one-time
- Visa application fee: \$160 per applicant
- Travel expenses to and from Edwardsville
- Housing (including rent and utilities)
- Health insurance (including insurance for J-2 dependents)
- Other types of insurance: renter's insurance, car insurance
- Internet and phone service
- Transportation outside of the SIUE campus
- Personal expenses and entertainment costs
- Child care, if applicable

ARRIVAL TO SIUE

Visiting scholars arriving as a group may have their transportation arranged by their host department. All others will likely need to arrange their own transportation to SIUE.

Airport


Lambert-St. Louis International Airport (STL) is approximately 30 minutes from SIUE by car. It is the closest airport to campus, and all major airlines provide service to St. Louis.

Getting from the Airport to SIUE

You are responsible for your transportation from Lambert St. Louis Airport; SIUE does not offer airport pick-up services from the airport. However, there are a number of options to get to SIUE from the airport. The [airport website](#) has information regarding transportation options, including taxis, ride share and car service. You may also [rent a car](#) at the airport. It is recommended that you arrange your transportation before you arrive.

YOUR FIRST WEEK CHECKLIST

- ✓ Check in with the SIUE Office of International Affairs and attend your mandatory orientation: Bring your passport and DS-2019 to complete your immigration check-in at SIUE and report your address. Orientation covers important topics including immigration regulations and the SIUE campus and community.
- ✓ [Retrieve I-94 record](#) online and print it.
- ✓ Set up your [campus email account](#).
- ✓ Get your SIUE Cougar Card (form of identification) at the [Service Center](#) (Rendleman Hall, Room 1309).
- ✓ Finalize housing arrangements: If you do not have permanent housing, visit [SIUE Housing](#) in Rendleman Hall, Room 0224 or the [Off-campus Housing Database](#).



TRANSPORTATION IN AND AROUND SIUE

Madison County Transit

Madison County Transit offers safe and affordable bus transportation to SIUE and the surrounding communities. More information about MCT can be found [on their website](#). Bus schedules can be found online or can be picked up at the Morris University Center Information Desk at SIUE.

Driving in the United States

We recommend you bring both your driver's license from your home country and an International Driving Permit (IDP) if you plan to drive a car while in the U.S. An IDP does not replace a government issued driver license, but is its official translation. You may drive in Illinois without a valid Illinois driver's license if you are visiting or driving through Illinois with a valid driver's license from your home state or country (found on Page 5 of [2018 Rules of the Road Booklet](#)). We recommend that you keep a copy of the [Rules of the Road Booklet](#) in your car when driving in the U.S. on your home country license.

You may apply for a driver's license in the U.S. only if your DS-2019 is valid for at least one year and you have at least six months remaining on an authorized stay at the time of application. You may find more information about requirements on [our website](#).

Seat Belts and Car Seats

Safety belts must be worn by all passengers even if the vehicle has air bags. It is the responsibility of the driver to see that all passengers [obey this law](#).

NOTE: Children under the age of 12 should not sit in the front seat if the car contains a passenger-side air bag. This can be dangerous and even deadly in an accident.


The Child Passenger Protection Act requires under federal law that children under the age of 8 years be secured appropriately in an approved child restraint system, which includes a booster seat. Use safety seats and seat belts as required for your children at all times. Never hold a child on your lap in the car. Do not take a baby out of a car seat while the car is in motion. An unprotected child can be seriously injured in an accident, even if you are driving slowly.

Buying a Car

You may buy a new car from an automobile dealer or a used car from a dealer or private individual. Financing may be obtained from the dealer or a bank. You must obtain a Certificate of Ownership from a car dealer or a Certificate of Title from an individual. The car must be registered immediately in the new owner's name. A Certificate of Title must be registered with the Illinois Secretary of State and transferred to the name of the new owner when the car is paid for. Illinois law requires you to purchase car insurance.

Campus Parking

If you will be parking on campus, you must purchase a parking permit from [SIUE Parking Services](#) located on campus in Rendleman Hall, Room 1113.



OPENING A BANK ACCOUNT

Checking accounts allow you to deposit and withdraw money frequently and are a great way to pay your monthly bills. When you open a checking account, it usually comes with checks and a debit card and allows you to use them to make purchases and pay bills. Often there are minimum monthly balances and service fees which vary by the type of account you open.

Savings accounts are for long-term deposits for earning interest. The interest, minimum balances and service fees vary from bank to bank.

Banks usually do not charge extra fees when you are using your bank's **automated teller machines (ATM)**. If you use an ATM in a store or at other banks, you may be charged a transaction fee.

Banks offer many different financial services and you are not required to open an account. Compare the services and costs of several banks before choosing one. Find one with a branch on or close to campus. **TheBANK of Edwardsville** has a branch located on campus in the Morris University Center.

GETTING A CELLULAR PHONE

Some mobile plans may require that you have a Social Security number (SSN) to set up a contract. Pre-paid plans (when you pay your monthly bill in advance) are available from most providers and do not require a SSN.

You have several options to set up service:

- Purchase a sim card from a provider to access cellular service.
- Purchase a new phone and sim card from a provider and sign a contract (usually for at least one year) for service through that provider.
- Purchase a "go phone" and purchase minutes and data as you need them from a retailer such as Target or Wal-Mart.



ABOUT EDWARDSVILLE AND SIUE

The SIUE campus is located in Edwardsville, Illinois, just 25 miles from the major city of St. Louis, Missouri. Edwardsville offers many opportunities for entertainment, shopping and fun. SIUE celebrated its 60th anniversary in 2017. In 1957, Southern Illinois University opened two residence centers in Alton and East St. Louis. By 1959, enrollment had increased to 3,800—exceeding the capacity of the temporary facilities and services. Groundbreaking for SIU Edwardsville (SIUE) was held in 1963. In 1965, SIUE opened Peck Hall and Lovejoy Library in the midst of 2,660 acres of rolling land and woods.

Today, SIUE is a premier metropolitan university, offering a broad choice of degrees and programs ranging from liberal arts to professional studies. The School of Dental Medicine maintains its campus in Alton, using many of the same buildings that housed its first students in 1957. The East St. Louis Center remains dedicated to improving the lives of individuals and families in East St. Louis and surrounding urban areas. SIUE is one of the largest employers in Madison County, Illinois. We hope you enjoy the rich opportunities at SIUE that include:

Athletic Events

SIUE athletic teams include baseball, basketball, American football, soccer, tennis and more. For information on athletic events or to purchase tickets, visit the SIUE Athletics website.

Community Engagement

SIUE Community Engagement provides students, faculty and staff the opportunity to apply academic knowledge, gain skills and experience, and contribute to the community. Volunteer opportunities are available throughout the St. Louis metropolitan area and within the University community.

The Gardens at SIUE

The Gardens at SIUE are comprised of woodlands, a pond, grasslands and an arboretum on a 35-acre site. The gardens are a living laboratory dedicated to supporting the educational and research mission of the University. The facilities and amenities feature renewable, recycled and sustainability-produced materials. Walking the paths and exploring the gardens is free and open to the public.

Musical Performances

The Department of Music offers an array of performances throughout the year on campus.

Theater Productions

The Department of Theater and Dance produces four Main Stage theater productions and one dance concert each academic year in Dunham Hall and the Metcalf Theater. They also offer a variety of student-run productions.



ACADEMIC RESOURCES

SIUE is comprised of one college and six schools:

- College of Arts and Sciences
- School of Business
- School of Dental Medicine
- School of Education, Health and Human Behavior
- School of Engineering
- School of Nursing
- School of Pharmacy

Lovejoy Library

If you are seeking a particular collection or resource to help with your research or teaching, Lovejoy Library can assist. On the library website, you can live chat with a librarian; check out electronic and print resources; and access research guides, journals and special collections.

UNIVERSITY POLICY RESOURCES

SIUE is committed to providing an inclusive, safe and welcoming environment to all faculty, staff, students and visitors. Policies are in place to prevent discrimination and harassment and to protect everyone on our campus. You may view the following resources for more information:

[Office of Equal Opportunity, Access & Title IX Coordination](#)

[Human Resources](#)

[Policies and Procedures](#)

[Research and Creative Activities](#)



MAINTAINING J-1 STATUS

Mandatory Check-in (validation of arrival) and Orientation

As a new SIUE J-1 scholar, your arrival must be updated in SEVIS. This process is called validation and must be completed as soon as possible. You are required to check in with the Office of International Affairs and attend a mandatory orientation session upon arrival. Failure to validate your arrival will result in automatic termination of your J-1 status in SEVIS. Before your DS-2019 start date, you will receive an email with the scheduled time of your orientation. You are required to bring the following documents to the office at your scheduled time:

- Your original DS-2019 and those of any J-2 dependents
- Your passport and those of any J-2 dependents
- Your J-1 visa for SIUE and those of any J-2 dependents

International Affairs staff will have you complete paperwork indicating your address, phone number and emergency contact in your home country. Please bring this information with you. The orientation will include information regarding immigration and the SIUE community.

Valid Immigration Documents

Your DS-2019 must be valid at all times. If you need to extend your stay, you must apply for an extension at least 30 days prior to the program end date on your DS-2019. Your passport must be valid for at least 6 months beyond the validity of your DS-2019 form.

Health Insurance

The U.S. Department of State (DOS) regulations require that all J visa holders obtain health insurance that covers you and all accompanying dependents for your entire duration in the U.S. starting with the date of arrival and ending with the date of departure. Scholars and their dependents may also be subject to the requirements of the Affordable Care Act.

Any visiting scholar who refuses to comply with the DOS health insurance requirements is in violation of their exchange visitor status. SIUE is obligated to terminate any visiting scholars who are in violation. You have received information regarding purchasing health insurance. Please follow the steps sent to you. The suggested insurance meets all DOS minimum requirements:

- \$100,000 for each illness or accident with a deductible to not exceed \$500 per illness or accident
- \$50,000 for medical evacuation
- \$25,000 for repatriation of remains
- Must cover pre-existing conditions at start of policy or with a reasonable waiting period
- Must not exclude coverage for perils inherent to exchange program activities
- May include provisions for co-insurance under the terms of which the scholar may be required to pay up to 25% of the covered benefits per accident or illness
- Meet one of the following requirements:
 - Underwritten by an insurance corporation having an A.M. Best rating of "A ♯" or above; a McGraw Hill Financial/Standard & Poor's Claims-paying Ability rating of "A ♯" or above; a Weiss Research Inc. rating of "B + " or above; a Fitch Ratings Inc. rating of "A ♯" or above; a Moody's Investor Services rating of "A3" or above
 - Be backed by the full faith and credit of the government of the exchange visitor's home country
 - Part of a health benefits program offered on a group basis to employees by the sponsor
 - Offered through or underwritten by a federally qualified Health Maintenance Organization or eligible Competitive Medical Plan as determined by the Centers for Medicare and Medicaid Services of the U.S. Department of Health and Human Services

Contact Information Reporting

In compliance with the U.S. Department of Homeland Security (DHS), you are required to have a valid address during your program. **You have 10 days to update your international advisor with changes to your personal information.** Your advisor will then make updates to your record in SEVIS. While active in your program, you are required to report the following information:

1. Your mailing and billing address is used as your local address for immigration purposes. This is where you are living on your J-1 program. This address cannot be your home country address, out-of-state address, department address, office or post office box.
2. Your permanent address is your address in your home country. This address cannot be a U.S. address or a post office box.
3. Your U.S. phone number. If you do not have a U.S. number while on your program, you should report a number where you can be reached within your host department.
4. Your email address that you check regularly.

J-2 Dependents

Visiting scholars are able to bring dependent spouses and children (under the age of 21) to accompany them on their program. These dependents must also follow immigration regulations.

- J-2 dependents must adhere to DOS health insurance requirements. Failure to maintain health insurance may result in the termination of the dependent visa.
- If one or all of your dependents leave the United States with no plans to return before the program end date listed on your DS-2019, you must notify ISS within 10 days of their departure. Failure to do so is a violation of status.
- J-2 dependents are eligible to study and work (with authorization from USCIS only) in the United States.

CHANGES TO YOUR DS-2019

Change of Scholar Program or Category

You must meet with your international advisor prior to engaging in any new program objectives. If your objectives include a change in category (professor to short-term scholar, for example) or substantial changes in your program (moving from a physics program to a program in chemistry, for example), the changes must be approved by DOS and this approval is not guaranteed.

Transfers of Program

If you decide to continue your program objectives at another SEVP-approved institution, you are able to do so if you are within the length of participation for your category (6 months for short-term scholars, 12 months for interns, and 5 years for professors/researchers). Your SEVIS record will need to be transferred to the new institution by your international advisor.

Extension of Program

If it is necessary to extend your stay at SIUE in order to complete your program objectives, your request must be approved by your SIUE host and your international advisor. You will be required to show additional funding and proof of health insurance for the extension period.

EMPLOYMENT

Employees of Southern Illinois University Edwardsville

Some visiting scholars are employed by the University and will receive payment for their work conducting research or teaching. If you are a scholar who is officially employed by the University, be sure that your Human Resources (HR) paperwork is complete prior to starting your program. You will need your passport, visa, DS-2019 and I-94.

HR strongly suggests that you set up direct deposit of your net pay into a U.S. bank account. Each payday, you will be able to review your pay stub (statement of your earnings) online through CougarNet. This statement will indicate your gross pay (pre-tax earnings), your deductions for tax purposes, and your net pay (post-deduction earnings). You will need to report earnings to the Internal Revenue Service (IRS) prior to April 15 of the following year. SIUE uses a tax program to assist nonresident aliens for tax purposes with completing the appropriate federal tax forms. A code for this program, Sprintax, can be purchased for a small fee on campus. In some instances, you may be required to pay state taxes, as well.

Incidental Employment

Work for scholars not employed by SIUE is limited to occasional lectures and short-term consultations incidental to the exchange visitor's primary program activity. All work, including professional activities outside of SIUE, must be authorized by your international advisor before it begins. To be authorized, the scholar must bring the offer letter and a letter from the faculty host explaining how the employment meets the following criteria:

1. Directly related to the objectives of the exchange visitor's program;
2. Incidental to the exchange visitor's primary program activities; and
3. Not delay the completion date of the exchange visitor's program.

Any employment (paid or unpaid) without written authorization is a violation of your visa status and makes you subject to termination from participation in the exchange visitor program.

Social Security Number (SSN)

A SSN is an identification number which is required at the time of employment that allows the U.S. government to track all employees (including U.S. citizens). Visiting scholars are eligible to apply for a SSN with authorization documents from their international advisor if they wish. J-2 visa holders cannot obtain a number unless they have received an Employment Authorization Document (EAD) card from USCIS.

LIVING IN THE UNITED STATES

The Office of International Affairs is not able to provide assistance with housing arrangements for scholars. We recommend that you contact your host department for possible assistance and read the information below.

On-campus Housing

Visiting scholars may be eligible to live on campus in Cougar Village family housing apartments with a roommate or their family members. Each unit has a kitchen and common living room. Cougar Village is within walking distance to the academic buildings. Year-round shuttle service is also available free of charge to the main part of campus.

In order to reserve an apartment, you should contact University Housing as soon as possible. More information about on-campus housing and an online application are available on the [University Housing website](#). You will be required to pay a deposit to reserve your space. After signing the contract, you cannot change your mind and receive your money back. University Housing offers a virtual tour where you may view a Cougar Village apartment online at [Cougar Village Apartments](#). Any J-2 dependents are expected to reside with you.

Off-campus Housing

Accommodations available for rent off campus include furnished and unfurnished apartments, houses, townhomes, and single rooms in houses. You can look for housing options in Edwardsville and other towns nearby, which include Glen Carbon, Maryville and Collinsville. You can search the following resources for housing before you arrive:

- [Edwardsville Intelligencer](#) under “Today’s Classifieds”
- [University Housing](#) off-campus website

Tips for Locating Off-campus Housing

- Compare prices.
- Do not sign a lease until you have inspected the apartment, house or room.
- Ask questions of former/current tenants or neighbors, if possible.
- Check the deposit policy to see whether it is refundable. Landlords will not refund a deposit if the apartment needs major cleaning or repairs at the end of your rental term.
- Check lease duration. Most rental contracts are for 12 months.
- Negotiate the terms of the lease if you do not agree with all items.
- Get everything you agree on in writing.
- Read the entire lease before you sign it.
- Follow all terms of the contract you sign.
- Buy renter or property insurance (optional, but recommended).

TRAVELING OUT OF TOWN

During SIUE holidays or break periods, you may want to travel to other parts of the U.S.

Air

You can make your own arrangements by looking for flights and hotels online. For convenience, fly out of [St. Louis Lambert Airport](#) (STL).

Bus

Bus service is available through [Greyhound](#) and other companies in downtown St. Louis.

Rental Car

Cars may be rented by the day, weekend, week or month. Prices and conditions vary. [Enterprise Rent-A-Car](#) offer car rental services on campus.

Train

The [Amtrak](#) train station is located in Alton, Illinois (about a 25 minute drive from campus). Tickets can be purchased [online](#). We recommend you make reservations online in advance in order to receive the best rates. If a train says “sold out” online, always call to double check. If a train arrives outside of the station lobby’s business hours, it is important that you make pick up arrangements through a friend or taxi service prior to the train arriving in Alton in order to save time and stay safe. If Madison County Transit buses are running, you can take the bus to and from the Alton station.

CLIMATE

Edwardsville has four distinct seasons:

- **Fall/Autumn** (September to November) is cool, perhaps rainy and famous for the changing color of tree leaves.
- **Winter** (December to February) is cold, windy and often includes snow and ice.
- **Spring** (March to May) can be rainy and stormy, but also has sunny days with a mix of cool, warm and hot temperatures.
- **Summer** (June to August) can be very hot and humid with many thunderstorms.

Bad Weather

COLD temperatures here can reach -22F/-30C. It is important that you remember to dress properly. Several layers of clothes are better than one heavy coat. You should cover your ears and fingers as they can freeze easily. In addition to a coat, wear boots, a hat, gloves or mittens, and a scarf that you can wrap around your face.

ICE is dangerous to walk on and even more dangerous to drive on. Stay off it if possible. If you must walk, wear shoes or boots that have rubber grids, not smooth leather-soled shoes.

TORNADOES are storms with high winds that form a funnel cloud. These clouds can form very rapidly and do great damage in a short time. These conditions develop most often during the spring and summer. A “tornado watch” means weather conditions are right for tornadoes to develop. A “tornado warning” means that a tornado funnel cloud has been seen. Edwardsville has a disaster warning system that alerts you to a possible tornado. If you hear the sirens during bad weather, take cover on the lowest floor you can (a basement is preferred) away from windows. If outside, take cover face down in a ditch—do not stay in your car. The warning sirens in Edwardsville and at SIUE are tested the first Tuesday of every month at 10 a.m. Be sure to familiarize yourself with their sound.

SIUE e-Lert

SIUE's e-Lert is a messaging service that is used to notify faculty, staff and student cell phones when an urgent situation, such as a bomb threat or hostile intruder, occurs or when the University closes due to inclement weather. There is no cost to register for the alerts; however, standard rates may apply if your cell phone plan does not include text messaging. We highly recommended you sign up for the e-Lerts.

ACCESSING HEALTHCARE

PLEASE CALL 9-1-1 OR VISIT YOUR LOCAL EMERGENCY ROOM (Anderson Hospital Emergency Room) for true health emergencies that happen at any time.

FOR NON-EMERGENCY CARE:

Walgreen's TakeCare Clinic
2 Cottonwood Rd, Glen Carbon, IL
618-288-4684

Anderson Express Care
17 Ginger Creek Meadows, Glen Carbon, IL
618-656-9777



EMERGENCY ASSISTANCE

The U.S. telephone number for emergencies is 9-1-1; you do not have to dial an area code or any other numbers. You can dial 9-1-1 from a pay phone without having to pay. If you call 9-1-1 from a landline, the dispatcher will know your exact location. If you call from a cell phone, the dispatcher can determine your approximate location, but you should be prepared to assist.

When you dial 9-1-1, a dispatcher will answer your call and direct it to a fire department, police station or sheriff's department. After you have clearly stated your location and what help is needed, and you have followed all directions given to you by the dispatcher, an ambulance, police officer and/or fire truck are directed to your location. This number is for LIFE-THREATENING emergencies only (fire, car accident, a serious fall when someone is unconscious or bleeding, someone is showing symptoms of a heart attack, or if someone is breaking into your house). There is no charge for dialing 9-1-1 to get help, but there will be charges for ambulance transportation.

SAFETY

While SIUE and the surrounding community are safe places, it is always important to be aware. The SIUE Police Department non-emergency number is 618-650-3324. The SIUE Police can also reach your international advisor if needed. To stay safe, be sure to also follow these tips:

- Leave your money in a safe place. Americans do not generally carry a lot of cash.
- Lock your doors when you are out and while you are sleeping. Carry your key with you and do not leave it where someone might take it.
- Walk with others when you are out at night.
- Be aware of your department's emergency policies and procedures.
- When using an automated teller machine (ATM), please be careful when going to and from the ATM. Never count your money in front of the machine or where others can see you. Remember to take your ATM receipt with you.
- If you encounter an emergency while on campus, push the large red button on one of the red emergency polls with a blue light. These are connected to the campus police department. A police officer will be sent to help you with your emergency.
- Never give strangers personal information about yourself, family or friends.

KNOW YOUR RIGHTS

If government agents question you, it is important to understand your rights. You should be careful about what you say when approached by federal, state or local law enforcement officials. Anything you say can be used against you in a criminal, immigration or civil case. Please [review our website](#) and feel free to print this information and carry it with you.

Avoid Immigration Scams

Be aware of telephone scammers posing as government/immigration officials requesting money or credit card information. In most instances, scammers will:

- Request personal information (SSN, passport number or A-number);
- Identify false problems with your immigration record; and/or
- Ask for payment to correct the records.

If you believe you might be the victim of an attempted scam, write down what you can about what they said and then hang up. Report this information to the Office of International Affairs. If necessary, we can help you determine whether it is truly a scam. Do not provide personal information or payment. Government agencies will not call to ask for payment over the phone. In addition, DHS will never call you to discuss immediate deportation.

COMPLETION OF PROGRAM

If you complete your program before the end date on your DS-2019, you are required to report this information to your international advisor. Your DS-2019 will be updated and you will have a grace period following your program end date to leave the U.S.

Grace Period

Upon completion of your program, you are allowed a 30-day grace period to prepare for your departure from the U.S. During this grace period, you are not allowed to participate in your program. You are welcome to travel within the U.S. during this period, but you cannot leave and reenter the U.S. during this time, unless you have a different approved U.S. visa.

212(e) Home Residency Requirement

Some visiting scholars may be subject to 212(e). If you are subject, there will be a notation on the bottom of your J-1 visa that states “Subject to 212e two-year Home Residency Requirement” and you will have to reside and be physically present in your home country for at least two years before being eligible to receive certain U.S. immigration benefits:

- Eligibility for an immigrant visa or U.S. permanent residency
- Eligibility for employment-based visas
- Eligibility to change status to another non-immigrant visa category from within the U.S.
(exceptions to this are for A, G or U visas)

If you have questions about whether you are subject to 212(e), contact your international advisor.

12- and 24-Month Bars on Repeat Participation

The 12-month bar states that anyone in a J-1/J-2 category (other than short-term scholars) must wait at least 12 months before becoming eligible to begin a new J-1/J-2 program as a researcher or professor unless they have transferred their program to a new institution.

The 24-month bar states that anyone who has completed a program as a J-1 professor or researcher must wait 24 months before becoming eligible to return to the U.S. to begin another professor or researcher program.

In practice, the bars apply as follows:

- If you are a J-1 short-term scholar or a dependent of a short-term scholar, these bars do not apply.
- If you are a J-1 intern or a dependent of an intern, you must wait 12 months before beginning a program as a J-1 professor or researcher.
- If you are a J-1 professor or a dependent of a professor, you must wait 24 months before beginning a new program as a J-1 professor or researcher.
- If you are a J-1 researcher or a dependent of a researcher, you must wait 24 months before beginning a new program as a J-1 professor or researcher.



